

# STERLING CRANE

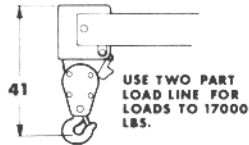
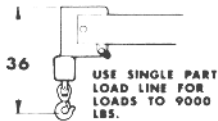


## LIFTING CHARTS - Carry Decks

### BRODERSON MODEL IC-80-1D/2D - 8.5 TON CAPACITY

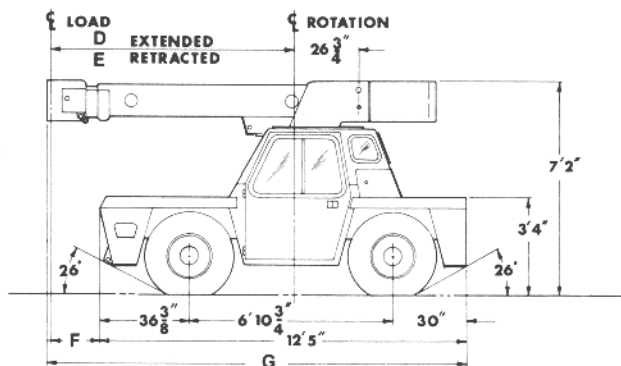
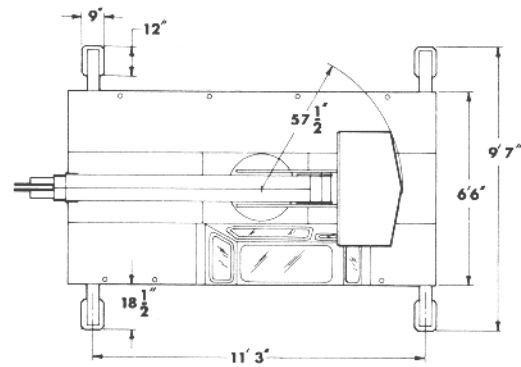
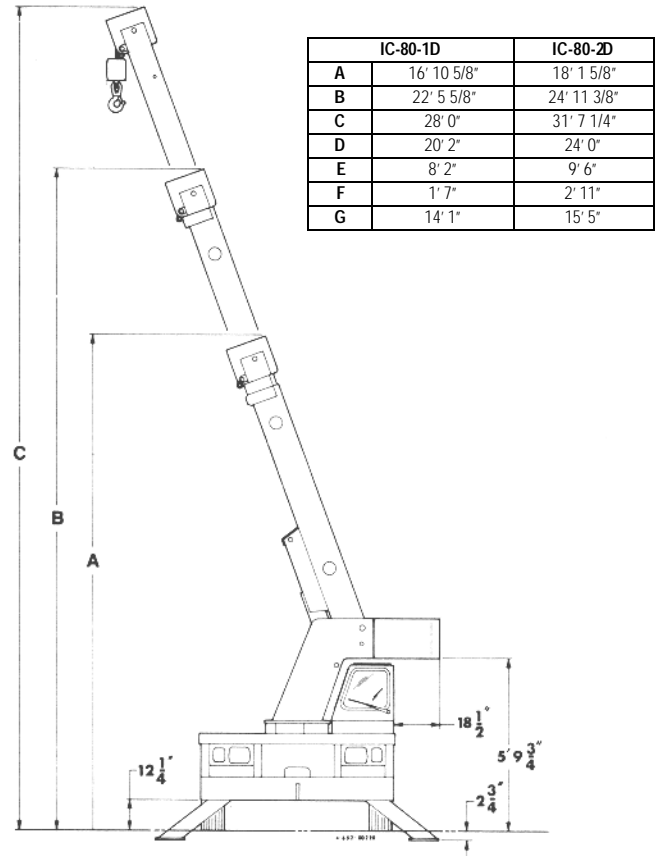
#### IC-80-1D Industrial Crane with 8'2" -20'2" Boom

LOAD RADIUS FEET	3-SECTION BOOM		10' ROOM EXTENSION INSTALLED	
	ON O/R**	ON RUBBER	ON O/R*	ON RUBBER
5	17000	9500	7000	7000
6	14500	8500	6000	6000
8	10250	6000	5000	5000
10	7700	4150	4000	4000
12	6550	3100	3450	3275
14	5550	2425	3050	2650
16	4450	1975	2700	2175
18	3950	1625	2250	1850
20	3550	1400	2250	1550
22			2250	1325
24			2250	1200
26			2250	975
28			2150	825
30			1825	675

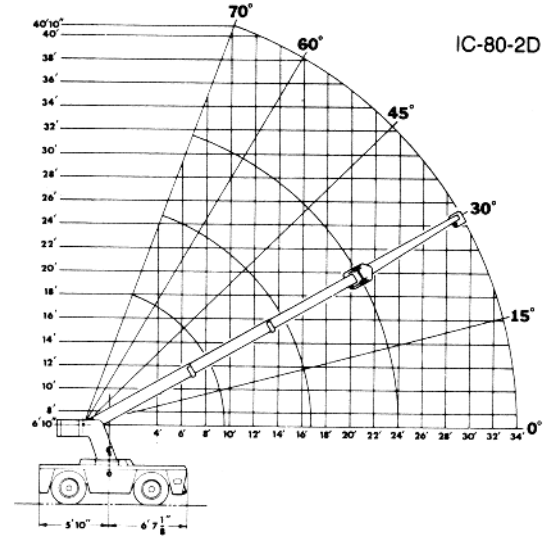
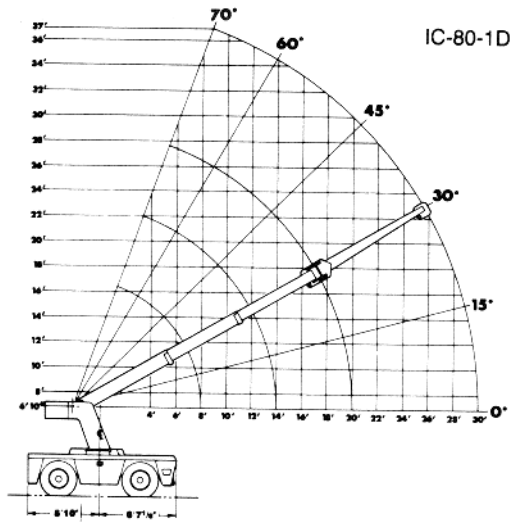


#### IC-80-2D Industrial Crane with 9'6" -24'0" Boom

LOAD RADIUS FEET	3-SECTION BOOM		10' ROOM EXTENSION INSTALLED	
	ON O/R**	ON RUBBER	ON O/R*	ON RUBBER
5	17000	9500	7000	7000
6	14500	8500	6000	6000
8	10250	6000	5000	5000
10	7700	4150	4000	4000
12	6550	3025	3450	3275
14	5550	2350	3050	2600
16	4450	1850	2700	2125
18	3950	1550	2250	1800
20	3250	1300	2250	1525
22	2875	1100	2250	1275
24	2475	925	2250	1050
26			2250	850
28			2000	700
30			1775	600
32			1625	525
34			1400	450



# STERLING CRANE



## Boom Winch

Turret-Mounted

Hydraulic Powered

Bare Drum Line Pull of 10,000 Pounds

Winch Line Speed of 110 FPM

**IC-80-1D** 90 Feet of 9/16" Wire Rope

**IC-80-2D** 105 Feet of 9/16" Wire Rope

Downhaul Weight and Swivel Hook.